

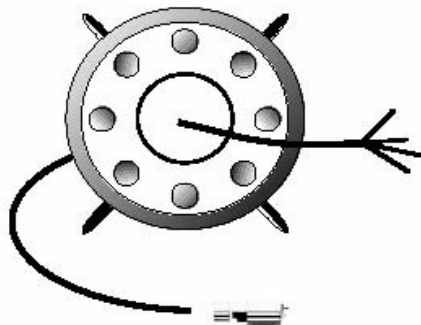
Tech Note

How to Specify a SIDEWINDER II



Begin with **SWHA**

Sidewinder Hub Assembly
Is module carrier, faceplate and
UPS. Ready for Intercom.



Add the **Reel**

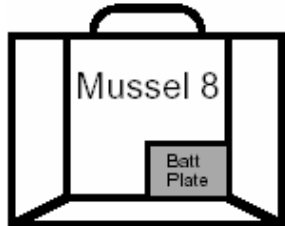
Has STs inside, PH outside.

Examples:

CASM-5T4M-SP

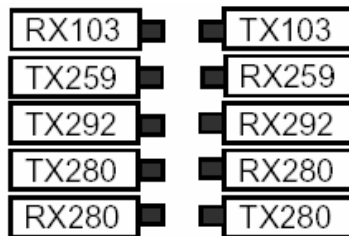
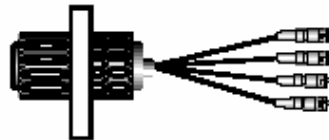
CAMD-10T4S-SP

*XL Reels not recommended
for Sidewinders*



Add the **V8 or 442**

Mussel Shell or rack frame.
Specify AUX if needed
Specify BATT plate if needed.
Remember MCRR with 442 frame.



Add the **Modules**

Two video, any type, either direction
Two TX/RX280. Must be 2-way to
get AUX intercom and data.
TR260 is OK, but no AUX ability.



Add the **Intercom Modules**
Specify 4-wire, RTS or Clear-Com
for each end.



Add the **Power Options**

ADAP-AC-02 (or EEL).
A/B or PAG plate for reel.